



Reyrolle
Protection
Devices

7PG111 & 7PG112 AR

Auxiliary Relay

Answers for energy

7PG111 & 7PG112 AR

Auxiliary Relay



Description

The 7PG111 & 7PG112 AR range of electromechanical relays are available with up to eight self, hand or electrically reset contacts. They can be supplied in most combinations of contact, flag and reset arrangements. Fixed time delay models are also available.

AR relays are voltage operated from either AC or DC supplies. Heavy duty contacts are available on most devices.

Features

- Consistent positive action
- Robust design for a long, reliable, service life

Type AR relays are a range of electro-mechanical relays with up to 8 contacts and complying to BS142. They can be supplied in most combinations of contact, flag and reset arrangements and with a fixed time delay. Heavy duty contacts are available on most models.

The relays are identified by a series of numbers and letters which define important relay features.

The following comments are provided as a guide to the various features of type AR relays.

AR - 1 Up to 8 self reset contacts, in any combination of normally open or normally closed as required.

AR - 2 Up to 8 self reset contacts, in any combination of normally open or normally closed as required.

AR - 3 Electrical and hand set contacts supplied with a contact reset mechanism in the relay case cover.

AR - 4 Hand and self reset contacts, can be supplied with 2 hand reset contacts and a maximum of 4 self reset contacts. All the contacts may be either normally open or normally closed.

AR - 6 Electrical reset contacts with optional self reset flag.

AR - 3 & 6 Reset coils are short time rated, we recommend that reset circuits include a normally open (cut-off) contact

First Digit	Second Digit		Third Digit Type of contact reset	
	Type of flag			
Number of identical elements	0	No flag	1	Self
	1	Hand reset	2	Hand
	2	Hand reset reverse acting	3	Electrical & hand
	3	Self reset	4	Hand & self
	4	Self reset reverse acting	6	Electrical

Table 1. Relay Features

Suffix letters are used to identify further features:

Suffix D – indicates a relay fitted with a suppression diode across the coil to reduce the effects of back emf on switch-off.

Suffix SB – identifies a relay with a series break contact to cut-off the operating coil, thus the relay burden becomes zero after operation of this contact. Only available with AR relays which have hand reset contacts.

Type	Number of Contacts	Flag Reset	Contact Reset
AR101	2,4,6 or 8	N.A.	Self
AR103	4,6 or 8	N.A.	Elec & Hand
AR106	2, 4, or 6	N.A.	Elec
AR111	2,4,6 or 8	Hand	Self
AR112	2,4,6 or 8	Hand	Hand
AR113	4, 6 or 8	Hand	Elec & Hand
AR114	4 or 6	Hand	Hand & Self
AR121	2,4,6 or 8	Hand*	Self
AR124	4,or 6	Hand*	Hand & Self
AR131	2,4,or 6	Self	Self
AR133	2,4,6 or 8	Self	Elec & Hand
AR136	2,4 or 6	Self	Elec
AR141	2,4,or 6	Self*	Self
AR101T	2,4,or 6	N.A.	Self
AR111T	2,4,or 6	Hand	Self
AR112T	2,4,or 6	Hand	Hand
AR121T	2,4,or 6	Hand*	Self
AR131T	2 or 4	Self	Self
AR141T	2 or 4	Self*	Self

* Indicates a reverse acting flag indicating on de-energisation.

Table 2. Relay Features

Suffix T – identifies time delayed relays. The reference is completed by adding a code number:

Delay on De-energisation				
Suffix	Nominal Time	Number of contacts available		
		AR101T, AR111T, AR112T, AR121T	AR 131T	AR 141 T
T1	Up to 100ms	6	4	4
T2	101 to 200ms	6	4	4
T3	201 to 300ms	4	2	2
T4	301 to 400ms	2	N.A.	N.A.
Delay on Energisation				
T6	50ms max.	6	6	4

Table 3. Summary of Time Delayed Operation

Technical Data

Inputs and Outputs

Rated Voltage (Vn)

A.C.	63.5, 110, 220, 240V
D.C.	12, 24, 30, 50, 125, 240V

Operating Range

A.C.	80% to 110% of rated voltage
D.C.	70% to 115% of rated voltage

Burden

3 to 5W/VA depending upon rating	Dependent on rating. Rectified a.c. relays nominal power factor = 0.96
----------------------------------	------------------------------------------------------------------------

Output Contacts

Make and carry continuously	1250VAa.c. or 1250Wd.c. within the limits of 660V and 5A
Make and carry for 3 seconds	7500VAa.c. or 7500Wd.c. within the limits of 660V and 30A
Breaking Capacity (≤ 5 A and ≤ 250 V): AC Resistive DC Resistive DC Inductive	1250 VA 100 W 50 W L/R = 40ms
Minimum number of operations	1000 at maximum load
Minimum recommended load	0.5 Watt limits 10mA or 5V

Electrical Tests

Insulation

IEC 60255-5 RMS levels for 1 minute

Between contacts to earth and to the coil	2.0 kV
Between any case terminal and earth	2.0 kV
Between case terminals of independent circuits	2.0 kV
Across normally open contacts	1.0 kV

Transient Overvoltage

IEC 60255-5

Between all terminals and earth or between any two independent circuits without damage or flashover	5 kV 1.2/50 μ s 0.5 J
-----------------------------------------------------------------------------------------------------	---------------------------------

Mechanical

Vibration (Sinusoidal)

IEC 255-21-1	The relays meet the requirements of Class 1 for vibration response and endurance
BS142 section 2.1 category S2	relays will withstand a 20G shock or impact on the panel without operating

Shock Bump

IEC 255-21-2	Class 1 severity
BS142, sub-section 1.5.2. (1989)	Class 1 severity

Mechanical Life

Durability	in excess of 10,000 operations with the contact rating at a rate of 600 operations per hour
------------	---------------------------------------------------------------------------------------------

Environmental

Temperature

IEC 68-2-1/2

Operating	-10 °C to +55 °C
Storage	-25 °C to +70 °C

Humidity

IEC 68-2-3

Operational test	56 days at 40 °C and 95% RH
------------------	-----------------------------

Performance

Instantaneous Operating time	
Typically	25ms
Range	10ms to 50ms

Case Dimensions

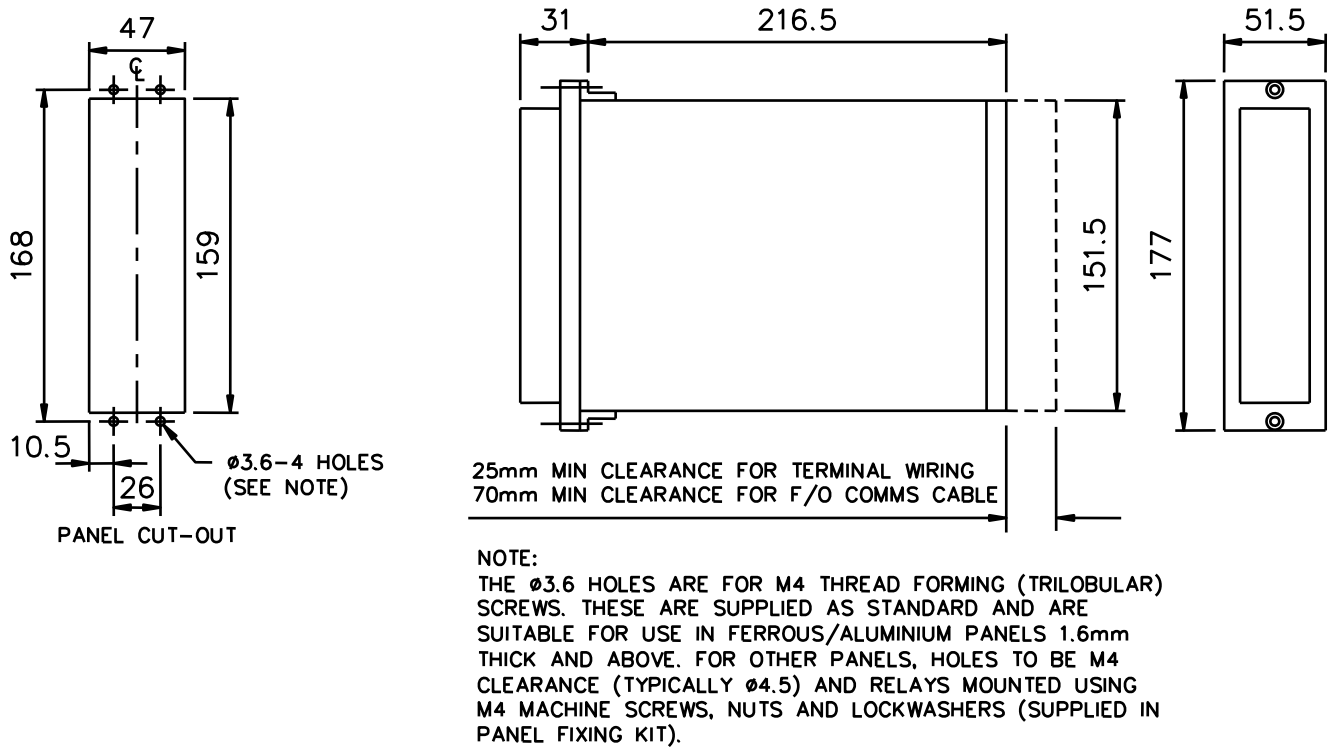


Fig 1. E2 Case Dimensions

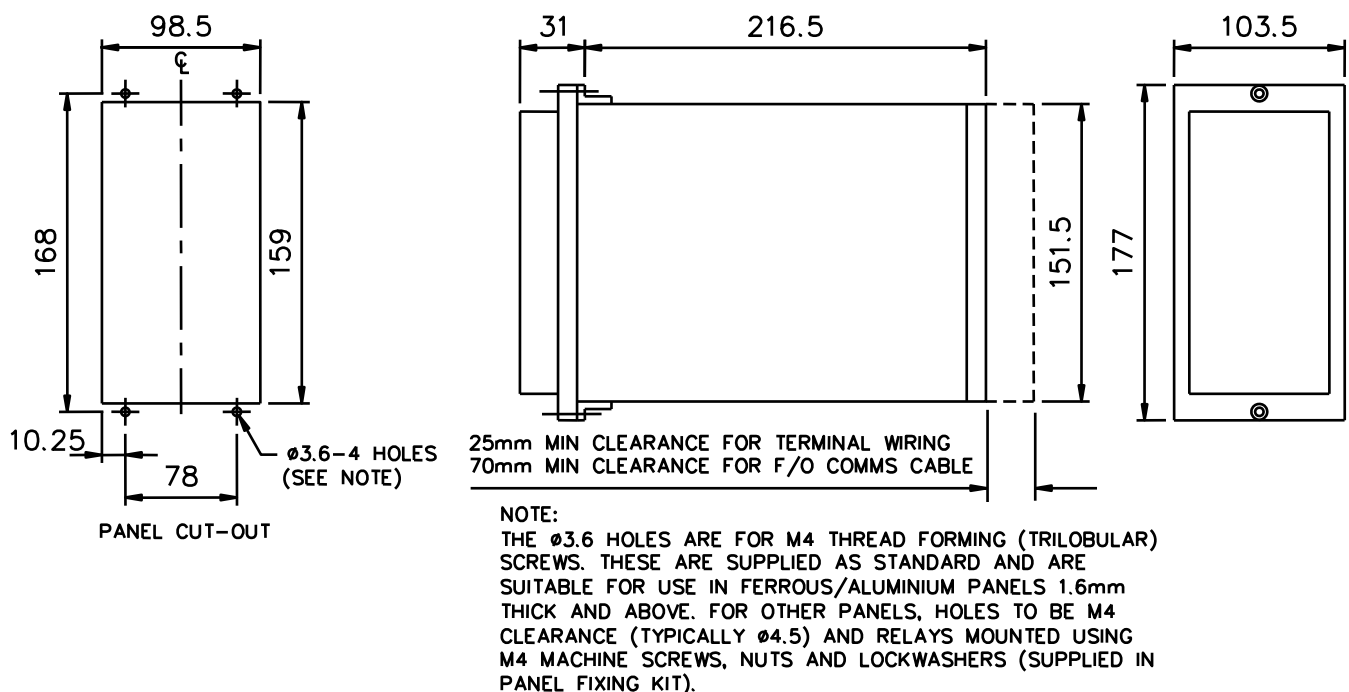


Fig 2. E4 Case Dimensions

Connection Diagram 7PG11 AR

Terminal Numbering (E2 Case) Viewed from Rear

1	2
3	4
5	6
7	8
9	10
11	12
13	14
15	16
17	18
19	20
21	22
23	24
25	26
27	28

Terminal Numbering (E4 Case) Viewed from Rear

RH-element		LH-element	
1	2	1	2
3	4	3	4
5	6	5	6
7	8	7	8
9	10	9	10
11	12	11	12
13	14	13	14
15	16	15	16
17	18	17	18
19	20	19	20
21	22	21	22
23	24	23	24
25	26	25	26
27	28	27	28

Fig 3. Connection Diagrams

Ordering Information – 7PG11 AR

Product description	Variants	Order No.
---------------------	----------	-----------

Auxiliary relay (AR101, AR103)

A.C. or D.C. voltage operated relay.

Number of elements

Single element

1

Type of flag

No flag

0

Contact operation

Self reset contacts

Hand and electrical reset contacts

1

3

Contact arrangement – NO

0 NO

1 NO

2 NO

3 NO

4 NO

5 NO

6 NO

7 NO

8 NO

A
B
C
D
E
F
G
H
J

Contact arrangement NC

0 NC

1 NC

2 NC

3 NC

4 NC

5 NC

6 NC

7 NC

8 NC

A
B
C
D
E
F
G
H
J

Number of contacts ²⁾

Two

Four

Six

Eight

0
1
3
5

Contact type ¹⁾

NO (Standard) / NC (Standard)

0

Time delay

No additional time delay

0

Housing size

Case size E2 (4U high)

A

(continued on following page)

7 P G 1 1 □ □ - □ □ □ □ □ - □ □ □ □

Product description	Variants	Order No.
---------------------	----------	-----------

Auxiliary relay (AR101, AR103)

(continued from previous page)

7 P G 1 1 □ □ - □ □ □ □ □ - □ □ □ □

Voltage rating

- 12V DC
- 24V DC
- 30V DC
- 50V DC
- 60V DC
- 125V DC
- 220V DC
- 240V DC
- 63.5V AC
- 110V AC
- 220V AC
- 240V AC

Back emf suppression diode

- Not Fitted
- Fitted

↑ ↑

A
B
C
D
E
F
G
H
J 0
K 0
L 0
M 0
0
1

1) Heavy duty contact arrangements available at extra cost. Please see separate non-MLFB list for already defined heavy duty contact arrangements. For arrangements not listed there please contact the factory.

2) Number of contacts must match selected contact arrangement

Product description	Variants	Order No.
---------------------	----------	-----------

Auxiliary relay (AR101T)

D.C. voltage operated relay.

Number of elements

Single element

1

Type of flag

No flag

0

Contact operation

Self reset contacts

1

Contact arrangement – NO

0 NO

1 NO

2 NO

3 NO

4 NO

5 NO

6 NO

A
B
C
D
E
F
G

Contact arrangement NC

0 NC

1 NC

2 NC

3 NC

4 NC

5 NC

6 NC

A
B
C
D
E
F
G

Number of contacts ²⁾

Two

Four ³⁾

Six ⁴⁾

0
1
3

Contact type ¹⁾

NO (Standard) / NC (Standard)

0

Time delay

T1 (up to 100ms) - Delay on de-energisation

T2 (101 to 200ms) - Delay on de-energisation

T3 (201 to 300ms) - Delay on de-energisation

T4 (301 to 400ms) - Delay on de-energisation

1
2
3
4

Housing size

Case size E2 (4U high)

A

Voltage rating

12V DC

24V DC

30V DC

50V DC

60V DC

125V DC

220V DC

240V DC

A
B
C
D
E
F
G
H

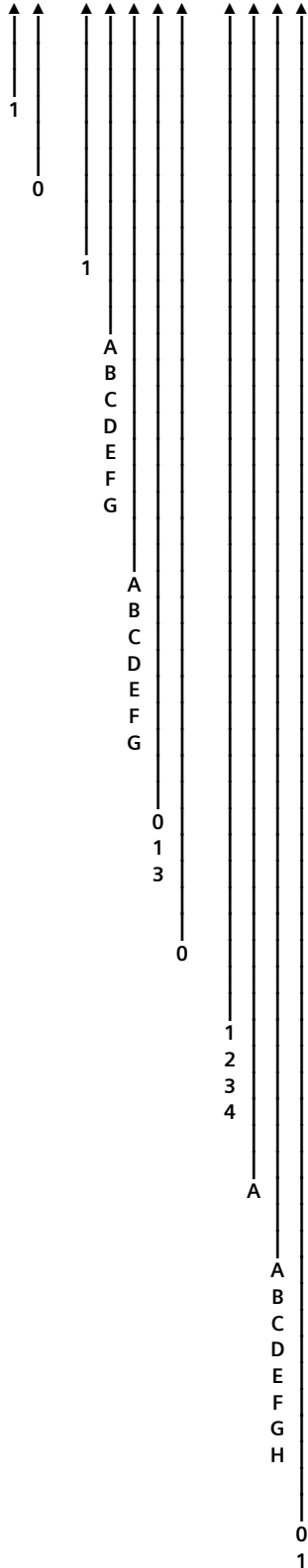
Back emf suppression diode

Not Fitted

Fitted

0
1

7 P G 1 1 □ □ - □ □ □ □ □ □ - □ □ □ □



¹⁾ Heavy duty contact arrangements available at extra cost. Please see separate non-MLFB list for already defined heavy duty contact arrangements. For arrangements not listed there please contact the factory.
²⁾ Number of contacts must match selected contact arrangement
³⁾ Four contact arrangements may only have a time delay of T1, T2 or T3
⁴⁾ Six contact arrangements may only have a time delay of T1 or T2

Auxiliary relay (AR106)

A.C. or D.C. voltage operated relay.

Number of elements
Single element

Type of flag
No flag

Contact operation
Electrical reset contacts

Contact arrangement – NO
0 NO
1 NO
2 NO
3 NO
4 NO
5 NO
6 NO

Contact arrangement NC
0 NC
1 NC
2 NC
3 NC
4 NC
5 NC
6 NC

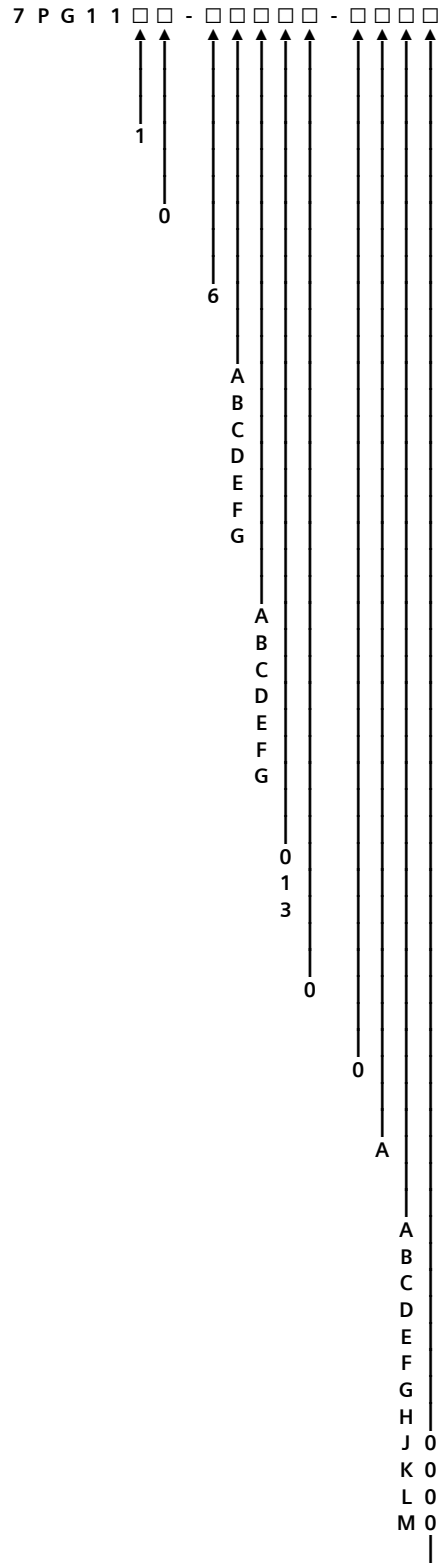
Number of contacts ²⁾
Two
Four
Six

Contact type ¹⁾
NO (Standard) / NC (Standard)

Time delay
No additional time delay

Housing size
Case size E2 (4U high)

Voltage rating
12V DC
24V DC
30V DC
50V DC
60V DC
125V DC
220V DC
240V DC
63.5V AC
110V AC
220V AC
240V AC



(continued on following page)

Product description	Variants	Order No.
Auxiliary relay (AR106) (continued from previous page)	<u>Back emf suppression diode</u> Not Fitted Fitted	7 P G 1 1 □ □ - □ □ □ □ □ - □ □ □ □ ↑ 0 1

- 1) Heavy duty contact arrangements available at extra cost. Please see separate non-MLFB list for already defined heavy duty contact arrangements. For arrangements not listed there please contact the factory.
- 2) Number of contacts must match selected contact arrangement

Product description	Variants	Order No.
---------------------	----------	-----------

Auxiliary relay (AR201)

A.C. or D.C. voltage operated relay.

Number of elements

Two element

Type of flag

No flag

Contact operation

Self reset contacts

Contact arrangement – NO

- 0 NO
- 1 NO
- 2 NO
- 3 NO
- 4 NO
- 5 NO
- 6 NO

Contact arrangement NC

- 0 NC
- 1 NC
- 2 NC
- 3 NC
- 4 NC
- 5 NC
- 6 NC

Number of contacts/element ²⁾

- Two
- Four
- Six

Contact type ¹⁾

NO (Standard) / NC (Standard)

Time delay

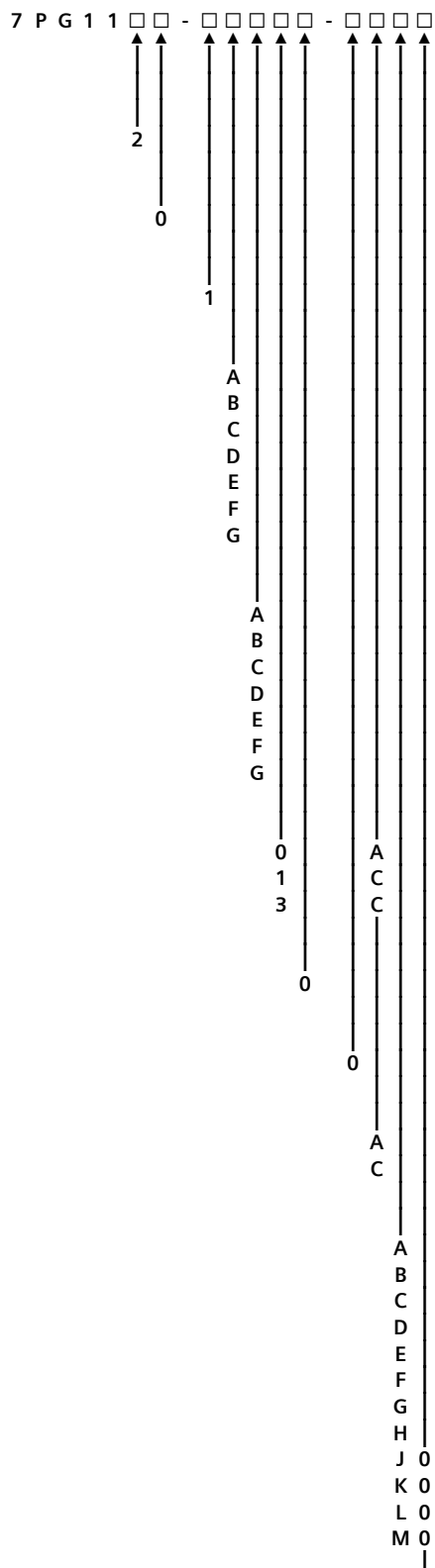
No additional time delay

Housing size

- Case size E2 (4U high)
- Case size E4 (4U high)

Voltage rating

- 12V DC
- 24V DC
- 30V DC
- 50V DC
- 60V DC
- 125V DC
- 220V DC
- 240V DC
- 63.5V AC
- 110V AC
- 220V AC
- 240V AC



(continued on following page)

Product description	Variants	Order No.
Auxiliary relay (AR201) (continued from previous page)	<u>Back emf suppression diode</u> Not Fitted Fitted	7 P G 1 1 □ □ - □ □ □ □ □ - □ □ □ □ ↑ 0 1

- 1) Heavy duty contact arrangements available at extra cost. Please see separate non-MLFB list for already defined heavy duty contact arrangements. For arrangements not listed there please contact the factory.
- 2) Number of contacts must match selected contact arrangement

Product description	Variants	Order No.
---------------------	----------	-----------

Auxiliary relay (AR201T)

D.C. voltage operated relay.

7 P G 1 1 □ □ - □ □ □ □ □ □ - □ □ □ □

Number of elements

Two element

2

Type of flag

No flag

0

Contact operation

Self reset contacts

1

Contact arrangement – NO

0 NO

1 NO

2 NO

3 NO

4 NO

5 NO

6 NO

A
B
C
D
E
F
G

Contact arrangement NC

0 NC

1 NC

2 NC

3 NC

4 NC

5 NC

6 NC

A
B
C
D
E
F
G

Number of contacts/element ²⁾

Two

Four ³⁾

Six ⁴⁾

0

1

3

A
C
C

Contact type ¹⁾

NO (Standard) / NC (Standard)

0

Time delay

T1 (up to 100ms) - Delay on de-energisation

T2 (101 to 200ms) - Delay on de-energisation

T3 (201 to 300ms) - Delay on de-energisation

T4 (301 to 400ms) - Delay on de-energisation

1

2

3

4

Housing size

Case size E2 (4U high)

Case size E4 (4U high)

A
C

Voltage rating

12V DC

24V DC

30V DC

50V DC

60V DC

125V DC

220V DC

240V DC

A
B
C
D
E
F
G
H

Back emf suppression diode

Not Fitted

Fitted

0

1

¹⁾ Heavy duty contact arrangements available at extra cost. Please see separate non-MLFB list for already defined heavy duty contact arrangements. For arrangements not listed there please contact the factory.
²⁾ Number of contacts must match selected contact arrangement
³⁾ Four contact arrangements may only have a time delay of T1, T2 or T3
⁴⁾ Six contact arrangements may only have a time delay of T1 or T2

Auxiliary relay (AR111, AR112)

A.C. or D.C. voltage operated.
relay

Number of elements
Single element

Type of flag
Hand reset flag

Contact operation
Self reset contacts
Hand reset contacts

Contact arrangement – NO
0 NO
1 NO
2 NO
3 NO
4 NO
5 NO
6 NO
7 NO
8 NO

Contact arrangement NC
0 NC
1 NC
2 NC
3 NC
4 NC
5 NC
6 NC
7 NC
8 NC

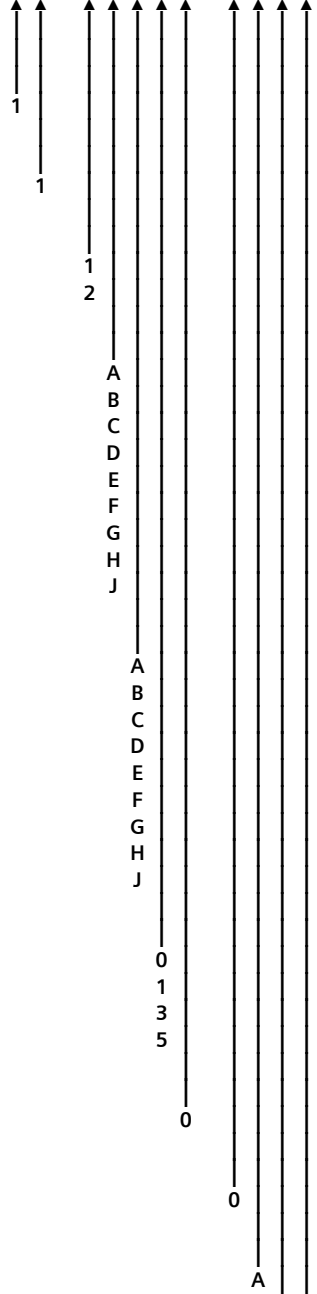
Number of contacts ²⁾
Two
Four
Six
Eight

Contact type ¹⁾
NO (Standard) / NC (Standard)

Time delay
No additional time delay

Housing size
Case size E2 (4U high)

7 P G 1 1 □ □ - □ □ □ □ □ □ - □ □ □ □



(continued on following page)

Product description	Variants	Order No.
---------------------	----------	-----------

Auxiliary relay (AR111, AR112)

(continued from previous page)

7 P G 1 1 □ □ - □ □ □ □ □ - □ □ □ □

Voltage rating

- 12V DC
- 24V DC
- 30V DC
- 50V DC
- 60V DC
- 125V DC
- 220V DC
- 240V DC
- 63.5V AC
- 110V AC
- 220V AC
- 240V AC

Back emf suppression diode

- Not Fitted
- Fitted

↑ ↑
A
B
C
D
E
F
G
H
J 0
K 0
L 0
M 0
0
1

1) Heavy duty contact arrangements available at extra cost. Please see separate non-MLFB list for already defined heavy duty contact arrangements. For arrangements not listed there please contact the factory.
2) Number of contacts must match selected contact arrangement

Product description	Variants	Order No.
---------------------	----------	-----------

Auxiliary relay (AR111T)

D.C. voltage operated relay.

Number of elements

Single element

1

Type of flag

Hand reset flag

1

Contact operation

Self reset contacts

1

Contact arrangement – NO

0 NO

1 NO

2 NO

3 NO

4 NO

5 NO

6 NO

A
B
C
D
E
F
G

Contact arrangement NC

0 NC

1 NC

2 NC

3 NC

4 NC

5 NC

6 NC

A
B
C
D
E
F
G

Number of contacts ²⁾

Two

Four ³⁾

Six ⁴⁾

0
1
3

Contact type ¹⁾

NO (Standard) / NC (Standard)

0

Time delay

T1 (up to 100ms) - Delay on de-energisation

T2 (101 to 200ms) - Delay on de-energisation

T3 (201 to 300ms) - Delay on de-energisation

T4 (301 to 400ms) - Delay on de-energisation

1
2
3
4

Housing size

Case size E2 (4U high)

A

Voltage rating

12V DC

24V DC

30V DC

50V DC

60V DC

125V DC

220V DC

240V DC

A
B
C
D
E
F
G
H

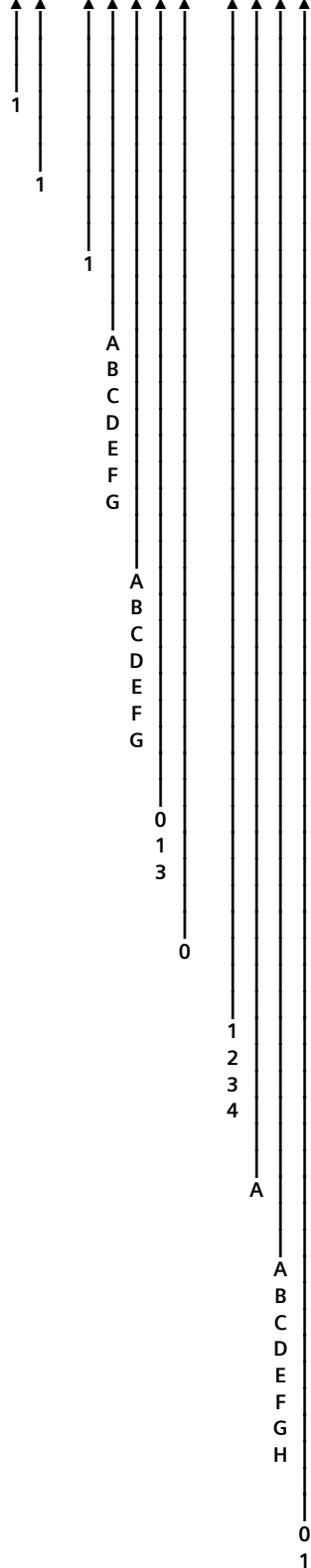
Back emf suppression diode

Not Fitted

Fitted

0
1

7 P G 1 1 □ □ - □ □ □ □ □ □ - □ □ □ □



1) Heavy duty contact arrangements available at extra cost. Please see separate non-MLFB list for already defined heavy duty contact arrangements. For arrangements not listed there please contact the factory.
 2) Number of contacts must match selected contact arrangement
 3) Four contact arrangements may only have a time delay of T1, T2 or T3
 4) Six contact arrangements may only have a time delay of T1 or T2

Product description	Variants	Order No.
---------------------	----------	-----------

Auxiliary relay (AR112T)

D.C. voltage operated relay.

Number of elements

Single element

1

Type of flag

Hand reset flag

1

Contact operation

Hand reset contacts

2

Contact arrangement – NO

0 NO

1 NO

2 NO

3 NO

4 NO

5 NO

6 NO

A
B
C
D
E
F
G

Contact arrangement NC

0 NC

1 NC

2 NC

3 NC

4 NC

5 NC

6 NC

A
B
C
D
E
F
G

Number of contacts ²⁾

Two

Four

Six

0
1
3

Contact type ¹⁾

NO (Standard) / NC (Standard)

0

Time delay

T6 (50ms max) - Delay on energisation

6

Housing size

Case size E2 (4U high)

A

Voltage rating

12V DC

24V DC

30V DC

50V DC

60V DC

125V DC

220V DC

240V DC

A
B
C
D
E
F
G
H

Back emf suppression diode

Not Fitted

Fitted

0
1

7 P G 1 1 □ □ - □ □ □ □ □ □ - □ □ □ □ □ □

1) Heavy duty contact arrangements available at extra cost. Please see separate non-MLFB list for already defined heavy duty contact arrangements. For arrangements not listed there please contact the factory.
2) Number of contacts must match selected contact arrangement

Product description	Variants	Order No.
---------------------	----------	-----------

Auxiliary relay (AR112SB)

D.C. voltage operated relay with series break contact to reduce relay burden to zero after operation.

Number of elements

Single element

Type of flag

Hand reset flag

Contact operation

Hand reset contacts

Contact arrangement – NO

- 0 NO
- 1 NO
- 2 NO
- 3 NO
- 4 NO
- 5 NO
- 6 NO
- 7 NO

Contact arrangement NC

- 0 NC
- 1 NC
- 2 NC
- 3 NC
- 4 NC
- 5 NC
- 6 NC
- 7 NC
- 8 NC

Number of contacts ²⁾

- Two
- Four
- Six
- Eight

Contact type ¹⁾

NO (Standard) / NC (Standard / 1 SB)

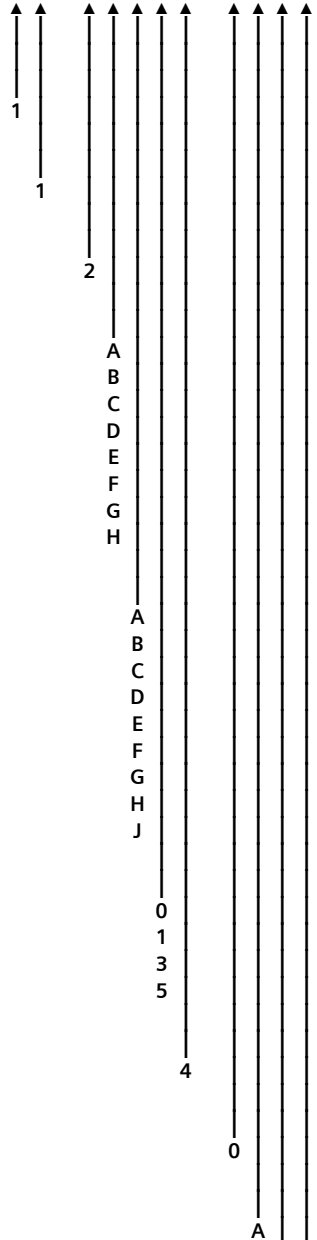
Time delay

No additional time delay

Housing size

Case size E2 (4U high)

7 P G 1 1 □ □ - □ □ □ □ □ □ - □ □ □ □



(continued on following page)

Product description	Variants	Order No.
---------------------	----------	-----------

Auxiliary relay (AR112SB)

(continued from previous page)

7 P G 1 1 □ □ - □ □ □ □ □ - □ □ □ □

Voltage rating

- 12V DC
- 24V DC
- 30V DC
- 50V DC
- 60V DC
- 125V DC
- 220V DC
- 240V DC
- 63.5V AC
- 110V AC
- 220V AC
- 240V AC

Back emf suppression diode

- Not Fitted
- Fitted



1) One NO contact allocated for series break
 2) Number of contacts must match selected contact arrangement

Product description	Variants	Order No.
---------------------	----------	-----------

Auxiliary relay (AR113)

A.C. or D.C. voltage operated.
relay

Number of elements

Single element

Type of flag

Hand reset flag

Contact operation

Hand and electrical reset contacts

Contact arrangement – NO

- 0 NO
- 1 NO
- 2 NO
- 3 NO
- 4 NO
- 5 NO
- 6 NO
- 7 NO
- 8 NO

Contact arrangement NC

- 0 NC
- 1 NC
- 2 NC
- 3 NC
- 4 NC
- 5 NC
- 6 NC
- 7 NC
- 8 NC

Number of contacts ²⁾

- Four
- Six
- Eight

Contact type ¹⁾

NO (Standard) / NC (Standard)

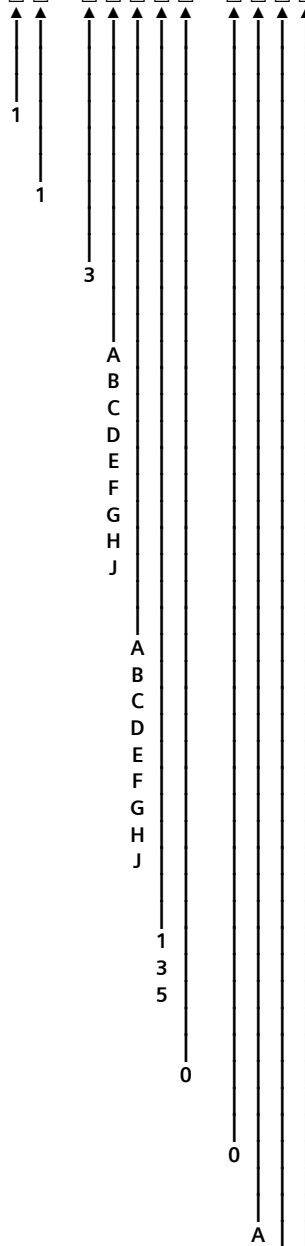
Time delay

No additional time delay

Housing size

Case size E2 (4U high)

7 P G 1 1 □ □ - □ □ □ □ □ □ - □ □ □ □



(continued on following page)

Product description	Variants	Order No.
---------------------	----------	-----------

Auxiliary relay (AR113)

(continued from previous page)

7 P G 1 1 □ □ - □ □ □ □ □ - □ □ □ □

Voltage rating

- 12V DC
- 24V DC
- 30V DC
- 50V DC
- 60V DC
- 125V DC
- 220V DC
- 240V DC
- 63.5V AC
- 110V AC
- 220V AC
- 240V AC

Back emf suppression diode

- Not Fitted
- Fitted

↑ ↑
A
B
C
D
E
F
G
H
J 0
K 0
L 0
M 0
0
1

1) Heavy duty contact arrangements available at extra cost. Please see separate non-MLFB list for already defined heavy duty contact arrangements. For arrangements not listed there please contact the factory.
2) Number of contacts must match selected contact arrangement

Product description	Variants	Order No.
---------------------	----------	-----------

Auxiliary relay (AR114)

A.C. or D.C. voltage operated.
relay

Number of elements

Single element

Type of flag

Hand reset flag

Contact operation

Hand and self reset contacts

Contact arrangement – NO

- 0 NO
- 1 NO
- 2 NO
- 3 NO
- 4 NO
- 5 NO
- 6 NO

Contact arrangement NC

- 0 NC
- 1 NC
- 2 NC
- 3 NC
- 4 NC
- 5 NC
- 6 NC

Number of contacts ²⁾

- Four
- Six

Contact type ¹⁾

- NO (Self Reset) / NC (Self Reset / 2 Hand Reset) 1
- NO (Self Reset / 2 Hand Reset) / NC (Self Reset) 2
- NO (Self Reset / 1 Hand Reset) / NC (Self Reset / 1 Hand Reset) 3

Time delay

No additional time delay

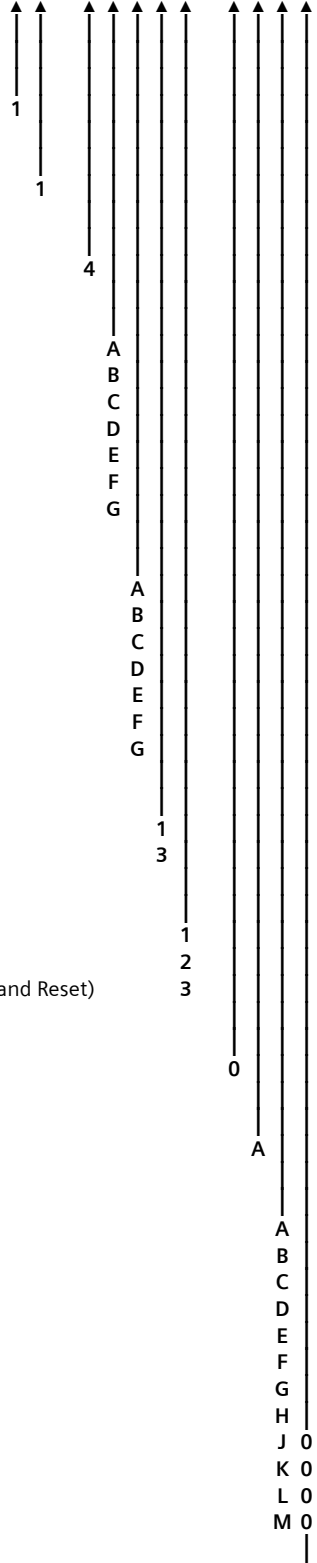
Housing size

Case size E2 (4U high)

Voltage rating

- 12V DC
- 24V DC
- 30V DC
- 50V DC
- 60V DC
- 125V DC
- 220V DC
- 240V DC
- 63.5V AC
- 110V AC
- 220V AC
- 240V AC

7 P G 1 1 □ □ - □ □ □ □ □ □ - □ □ □ □



(continued on following page)

Product description	Variants	Order No.
Auxiliary relay (AR114) (continued from previous page)	<u>Back emf suppression diode</u> Not Fitted Fitted	7 P G 1 1 □ □ - □ □ □ □ □ - □ □ □ □ ↑ 0 1

- 1) Hand reset contacts are fitted as 2NO, 2NC or 1NO/1NC, remaining contacts are self reset in any combination
- 2) Number of contacts must match selected contact arrangement

Product description	Variants	Order No.
---------------------	----------	-----------

Auxiliary relay (AR211, AR212)

A.C. or D.C. voltage operated.
relay

Number of elements

Two element

Type of flag

Hand reset flag

Contact operation

Self reset contacts
Hand reset contacts

Contact arrangement – NO

- 0 NO
- 1 NO
- 2 NO
- 3 NO
- 4 NO
- 5 NO
- 6 NO

Contact arrangement NC

- 0 NC
- 1 NC
- 2 NC
- 3 NC
- 4 NC
- 5 NC
- 6 NC

Number of contacts/element ²⁾

- Two
- Four
- Six

Contact type ¹⁾

NO (Standard) / NC (Standard)

Time delay

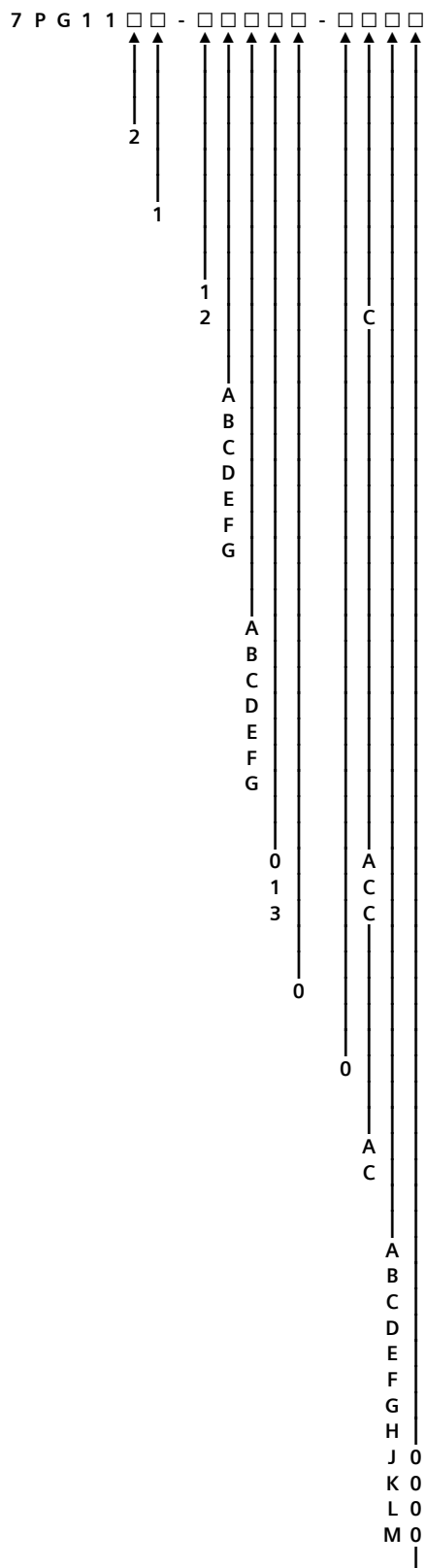
No additional time delay

Housing size

- Case size E2 (4U high)
- Case size E4 (4U high)

Voltage rating

- 12V DC
- 24V DC
- 30V DC
- 50V DC
- 60V DC
- 125V DC
- 220V DC
- 240V DC
- 63.5V AC
- 110V AC
- 220V AC
- 240V AC



(continued on following page)

Product description	Variants	Order No.
Auxiliary relay (AR211, AR212) (continued from previous page)	<u>Back emf suppression diode</u> Not Fitted Fitted	7 P G 1 1 □ □ - □ □ □ □ □ - □ □ □ □ ↑ 0 1

1) Heavy duty contact arrangements available at extra cost. Please see separate non-MLFB list for already defined heavy duty contact arrangements. For arrangements not listed there please contact the factory.

2) Number of contacts must match selected contact arrangement

Product description	Variants	Order No.
---------------------	----------	-----------

Auxiliary relay (AR211T)

D.C. voltage operated relay.

Number of elements

Two element

Type of flag

Hand reset flag

Contact operation

Self reset contacts

Contact arrangement – NO

0 NO

1 NO

2 NO

3 NO

4 NO

Contact arrangement NC

0 NC

1 NC

2 NC

3 NC

4 NC

Number of contacts/element ²⁾

Two

Four ³⁾

Contact type ¹⁾

NO (Standard) / NC (Standard)

Time delay

T1 (up to 100ms) - Delay on de-energisation

T2 (101 to 200ms) - Delay on de-energisation

T3 (201 to 300ms) - Delay on de-energisation

T4 (301 to 400ms) - Delay on de-energisation

Housing size

Case size E2 (4U high)

Case size E4 (4U high)

Voltage rating

12V DC

24V DC

30V DC

50V DC

60V DC

125V DC

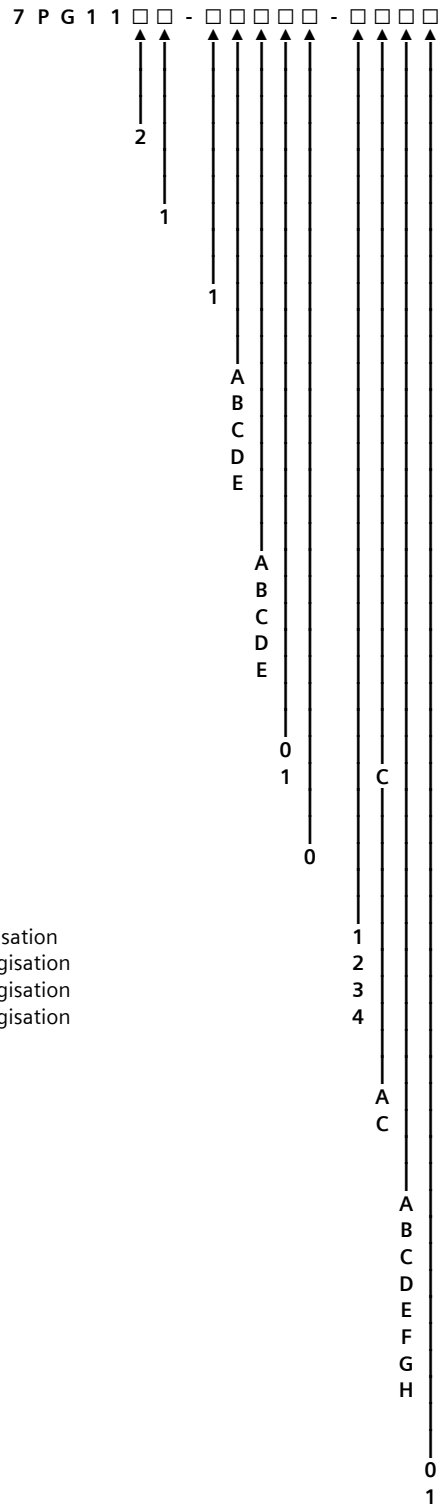
220V DC

240V DC

Back emf suppression diode

Not Fitted

Fitted



¹⁾ Heavy duty contact arrangements available at extra cost. Please see separate non-MLFB list for already defined heavy duty contact arrangements. For arrangements not listed there please contact the factory.

²⁾ Number of contacts must match selected contact arrangement

³⁾ Four contact arrangements may only have a time delay of T1, T2 or T3

Product description	Variants	Order No.
---------------------	----------	-----------

Auxiliary relay (AR212T)

D.C. voltage operated relay.

Number of elements

Two element

Type of flag

Hand reset flag

Contact operation

Hand reset contacts

Contact arrangement – NO

- 0 NO
- 1 NO
- 2 NO
- 3 NO
- 4 NO

Contact arrangement NC

- 0 NC
- 1 NC
- 2 NC
- 3 NC
- 4 NC

Number of contacts/element ²⁾

- Two
- Four

Contact type ¹⁾

NO (Standard) / NC (Standard)

Time delay

T6 (50ms max) - Delay on energisation

Housing size

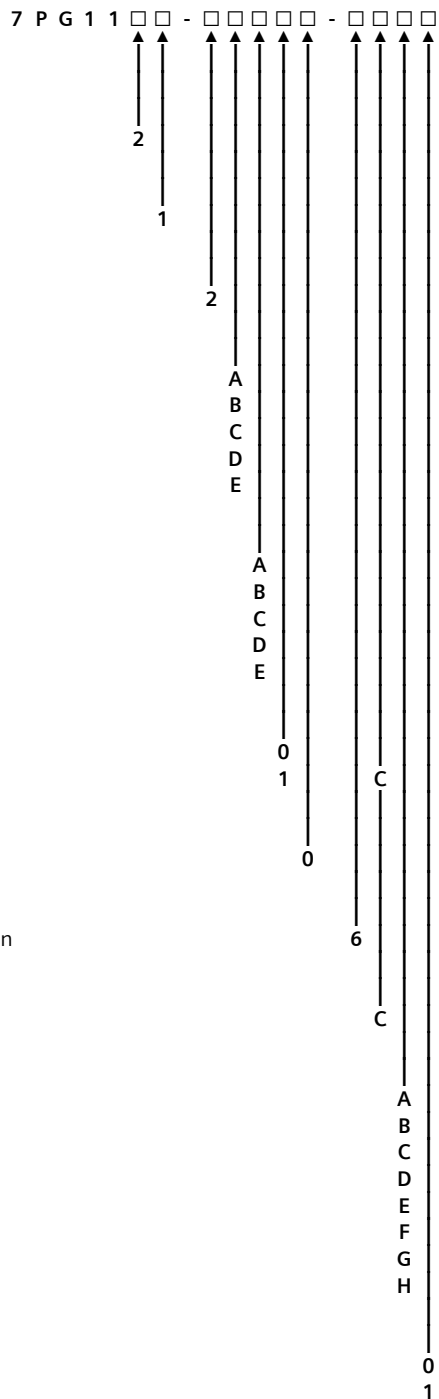
Case size E4 (4U high)

Voltage rating

- 12V DC
- 24V DC
- 30V DC
- 50V DC
- 60V DC
- 125V DC
- 220V DC
- 240V DC

Back emf suppression diode

- Not Fitted
- Fitted



1) Heavy duty contact arrangements available at extra cost. Refer Please see separate non-MLFB list for already defined heavy duty contact arrangements. For arrangements not listed there please contact the factory.
 2) Number of contacts must match selected contact arrangement

Product description	Variants	Order No.
---------------------	----------	-----------

Auxiliary relay (AR212SB)

D.C. voltage operated relay with series break contact to reduce relay burden to zero after operation

Number of elements

Two element

Type of flag

Hand reset flag

Contact operation

Hand reset contacts

Contact arrangement – NO

- 0 NO
- 1 NO
- 2 NO
- 3 NO
- 4 NO
- 5 NO

Contact arrangement NC

- 0 NC
- 1 NC
- 2 NC
- 3 NC
- 4 NC
- 5 NC
- 6 NC

Number of contacts/element ²⁾

- Two
- Four
- Six

Contact type ¹⁾

NO (Standard) / NC (Standard / 1 SB)

Time delay

No additional time delay

Housing size

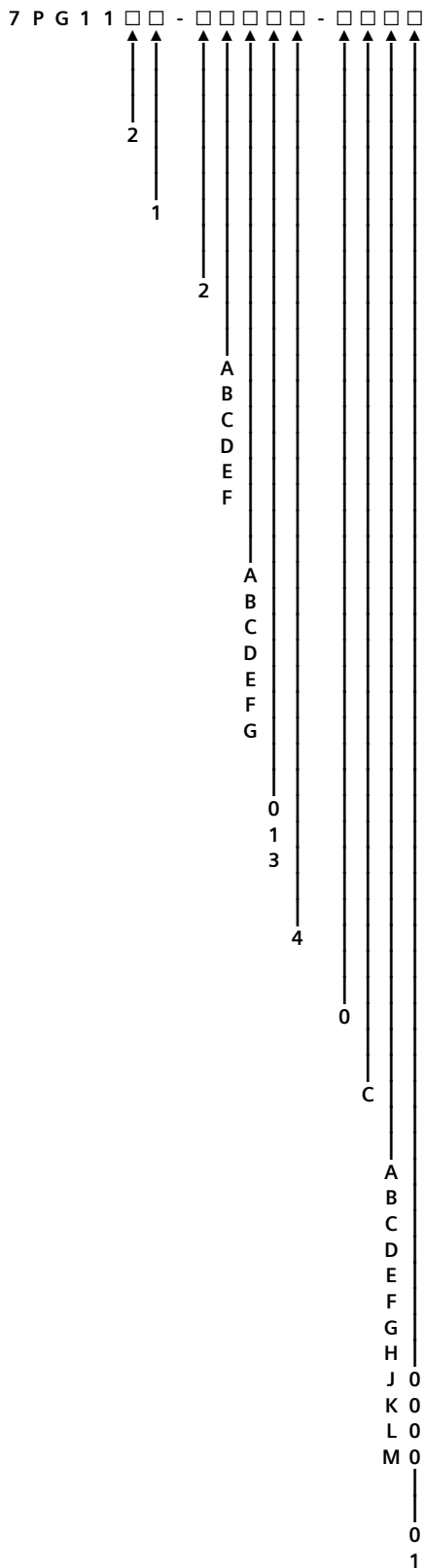
Case size E4 (4U high)

Voltage rating

- 12V DC
- 24V DC
- 30V DC
- 50V DC
- 60V DC
- 125V DC
- 220V DC
- 240V DC
- 63.5V AC
- 110V AC
- 220V AC
- 240V AC

Back emf suppression diode

- Not Fitted
- Fitted



1) One NO contact allocated for series break
 2) Number of contacts must match selected contact arrangement

Product description	Variants	Order No.
---------------------	----------	-----------

Auxiliary relay (AR121)

A.C. or D.C. voltage operated.
relay

Number of elements

Single element

1

Type of flag

Hand reset reverse acting flag

2

Contact operation

Self reset contacts

1

Contact arrangement – NO

- 0 NO
- 1 NO
- 2 NO
- 3 NO
- 4 NO
- 5 NO
- 6 NO
- 7 NO
- 8 NO

- A
- B
- C
- D
- E
- F
- G
- H
- J

Contact arrangement NC

- 0 NC
- 1 NC
- 2 NC
- 3 NC
- 4 NC
- 5 NC
- 6 NC
- 7 NC
- 8 NC

- A
- B
- C
- D
- E
- F
- G
- H
- J

Number of contacts ²⁾

- Two
- Four
- Six
- Eight

- 0
- 1
- 3
- 5

Contact type ¹⁾

NO (Standard) / NC (Standard)

0

Time delay

No additional time delay

0

Housing size

Case size E2 (4U high)

A

7 P G 1 1 □ □ - □ □ □ □ □ □ - □ □ □ □

(continued on following page)

Product description	Variants	Order No.
---------------------	----------	-----------

Auxiliary relay (AR121)

(continued from previous page)

7 P G 1 1 □ □ - □ □ □ □ □ - □ □ □ □

Voltage rating

- 12V DC
- 24V DC
- 30V DC
- 50V DC
- 60V DC
- 125V DC
- 220V DC
- 240V DC
- 63.5V AC
- 110V AC
- 220V AC
- 240V AC

Back emf suppression diode

- Not Fitted
- Fitted

↑ ↑
A
B
C
D
E
F
G
H
J 0
K 0
L 0
M 0
0
1

1) Heavy duty contact arrangements available at extra cost. Please see separate non-MLFB list for already defined heavy duty contact arrangements. For arrangements not listed there please contact the factory.
2) Number of contacts must match selected contact arrangement

Product description	Variants	Order No.
---------------------	----------	-----------

Auxiliary relay (AR121T)

D.C. voltage operated relay.

Number of elements

Single element

1

Type of flag

Hand reset reverse acting flag

2

Contact operation

Self reset contacts

1

Contact arrangement – NO

0 NO

1 NO

2 NO

3 NO

4 NO

5 NO

6 NO

A
B
C
D
E
F
G

Contact arrangement NC

0 NC

1 NC

2 NC

3 NC

4 NC

5 NC

6 NC

A
B
C
D
E
F
G

Number of contacts ²⁾

Two

Four ³⁾

Six ⁴⁾

0
1
3

Contact type ¹⁾

NO (Standard) / NC (Standard)

0

Time delay

T1 (up to 100ms) - Delay on de-energisation

T2 (101 to 200ms) - Delay on de-energisation

T3 (201 to 300ms) - Delay on de-energisation

T4 (301 to 400ms) - Delay on de-energisation

1
2
3
4

Housing size

Case size E2 (4U high)

A

Voltage rating

12V DC

24V DC

30V DC

50V DC

60V DC

125V DC

220V DC

240V DC

A
B
C
D
E
F
G
H

Back emf suppression diode

Not Fitted

Fitted

0
1

7 P G 1 1 □ □ - □ □ □ □ □ □ - □ □ □ □

1) Heavy duty contact arrangements available at extra cost. Please see separate non-MLFB list for already defined heavy duty contact arrangements. For arrangements not listed there please contact the factory.
 2) Number of contacts must match selected contact arrangement
 3) Four contact arrangements may only have a time delay of T1, T2 or T3
 4) Six contact arrangements may only have a time delay of T1 or T2

Auxiliary relay (AR124)

A.C. or D.C. voltage operated.
relay

Number of elements
Single element

Type of flag
Hand reset reverse acting flag

Contact operation
Hand and self reset contacts

Contact arrangement – NO
0 NO
1 NO
2 NO
3 NO
4 NO
5 NO
6 NO

Contact arrangement NC
0 NC
1 NC
2 NC
3 NC
4 NC
5 NC
6 NC

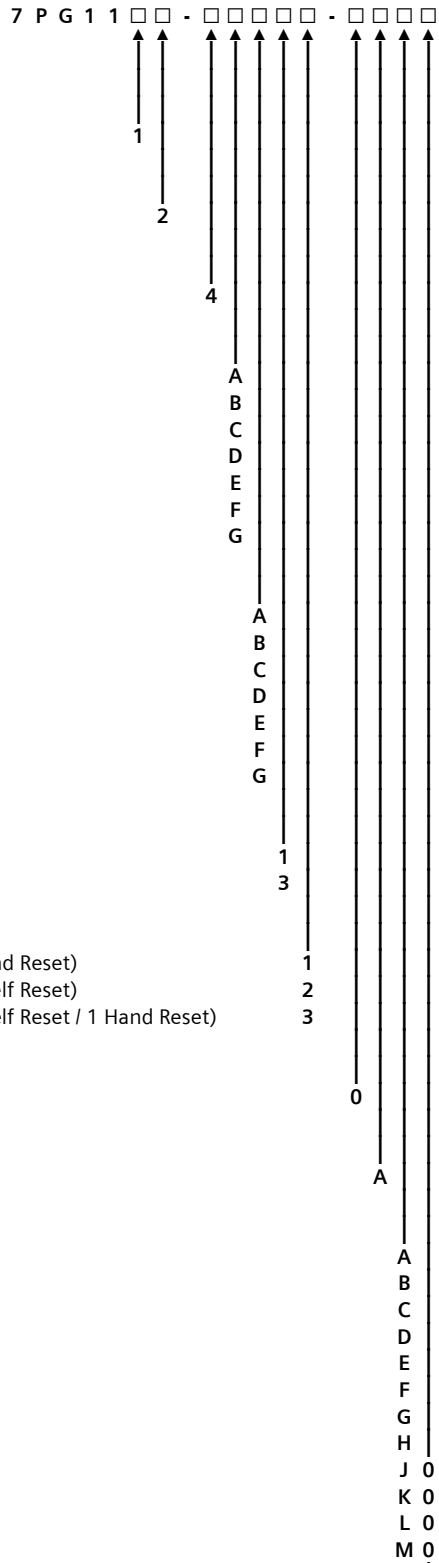
Number of contacts ²⁾
Four
Six

Contact type ¹⁾
NO (Self Reset) / NC (Self Reset / 2 Hand Reset) 1
NO (Self Reset / 2 Hand Reset) / NC (Self Reset) 2
NO (Self Reset / 1 Hand Reset) / NC (Self Reset / 1 Hand Reset) 3

Time delay
No additional time delay

Housing size
Case size E2 (4U high)

Voltage rating
12V DC
24V DC
30V DC
50V DC
60V DC
125V DC
220V DC
240V DC
63.5V AC
110V AC
220V AC
240V AC



(Continued on following page)

Product description	Variants	Order No.
Auxiliary relay (AR124) (continued from previous page)	<u>Back emf suppression diode</u> Not Fitted Fitted	7 P G 1 1 □ □ - □ □ □ □ □ - □ □ □ □ ↑ 0 1

- 1) Hand reset contacts are fitted as 2NO, 2NC or 1NO/1NC, remaining contacts are self reset in any combination
- 2) Number of contacts must match selected contact arrangement

Product description	Variants	Order No.
---------------------	----------	-----------

Auxiliary relay (AR221)

A.C. or D.C. voltage operated.
relay

Number of elements

Two element

Type of flag

Hand reset reverse acting flag

Contact operation

Self reset contacts

Contact arrangement – NO

- 0 NO
- 1 NO
- 2 NO
- 3 NO
- 4 NO
- 5 NO
- 6 NO

Contact arrangement NC

- 0 NC
- 1 NC
- 2 NC
- 3 NC
- 4 NC
- 5 NC
- 6 NC

Number of contacts/element ²⁾

- Two
- Four
- Six

Contact type ¹⁾

NO (Standard) / NC (Standard)

Time delay

No additional time delay

Housing size

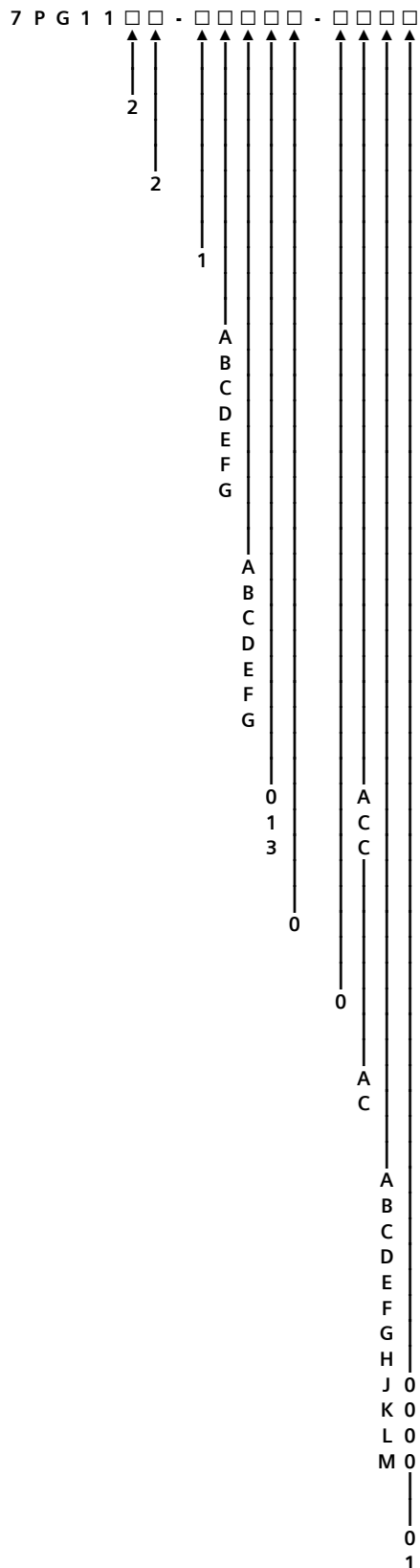
- Case size E2 (4U high)
- Case size E4 (4U high)

Voltage rating

- 12V DC
- 24V DC
- 30V DC
- 50V DC
- 60V DC
- 125V DC
- 220V DC
- 240V DC
- 63.5V AC
- 110V AC
- 220V AC
- 240V AC

Back emf suppression diode

- Not Fitted
- Fitted



¹⁾ Heavy duty contact arrangements available at extra cost. Please see separate non-MLFB list for already defined heavy duty contact arrangements. For arrangements not listed there please contact the factory.
²⁾ Number of contacts must match selected contact arrangement

Product description	Variants	Order No.
---------------------	----------	-----------

Auxiliary relay (AR221T)

D.C. voltage operated relay.

7 P G 1 1 □ □ - □ □ □ □ □ □ - □ □ □ □

Number of elements

Two element

2

Type of flag

Hand reset reverse acting flag

2

Contact operation

Self reset contacts

1

Contact arrangement – NO

0 NO

1 NO

2 NO

3 NO

4 NO

5 NO

6 NO

A
B
C
D
E
F
G

Contact arrangement NC

0 NC

1 NC

2 NC

3 NC

4 NC

5 NC

6 NC

A
B
C
D
E
F
G

Number of contacts/element ²⁾

Two

Four ³⁾

Six ⁴⁾

0

1

3

0

Contact type ¹⁾

NO (Standard) / NC (Standard)

Time delay

T1 (up to 100ms) - Delay on de-energisation

T2 (101 to 200ms) - Delay on de-energisation

T3 (201 to 300ms) - Delay on de-energisation

T4 (301 to 400ms) - Delay on de-energisation

1

2

3

4

Housing size

Case size E2 (4U high)

Case size E4 (4U high)

A
C

Voltage rating

12V DC

24V DC

30V DC

50V DC

60V DC

125V DC

220V DC

240V DC

A
B
C
D
E
F
G
H

Back emf suppression diode

Not Fitted

Fitted

0

1

¹⁾ Heavy duty contact arrangements available at extra cost. Please see separate non-MLFB list for already defined heavy duty contact arrangements. For arrangements not listed there please contact the factory.
²⁾ Number of contacts must match selected contact arrangement
³⁾ Four contact arrangements may only have a time delay of T1, T2 or T3
⁴⁾ Six contact arrangements may only have a time delay of T1 or T2

Auxiliary relay (AR131, AR136)

A.C. or D.C. voltage operated relay.

Number of elements
Single element

Type of flag
Self reset flag

Contact operation
Self reset contacts
Electrical reset contacts

Contact arrangement – NO
0 NO
1 NO
2 NO
3 NO
4 NO
5 NO
6 NO

Contact arrangement NC
0 NC
1 NC
2 NC
3 NC
4 NC
5 NC
6 NC

Number of contacts ²⁾
Two
Four
Six


Contact type ¹⁾
NO (Standard) / NC (Standard)

Time delay
No additional time delay

Housing size
Case size E2 (4U high)

Voltage rating
12V DC
24V DC
30V DC
50V DC
60V DC
125V DC
220V DC
240V DC
63.5V AC
110V AC
220V AC
240V AC

7 P G 1 1 □ □ - □ □ □ □ □ □ - □ □ □ □



(Continued on following page)

Product description	Variants	Order No.
Auxiliary relay (AR131, AR136) (continued from previous page)	<u>Back emf suppression diode</u> Not Fitted Fitted	7 P G 1 1 □ □ - □ □ □ □ □ - □ □ □ □ ↑ 0 1

- 1) Heavy duty contact arrangements available at extra cost. Please see separate non-MLFB list for already defined heavy duty contact arrangements. For arrangements not listed there please contact the factory.
- 2) Number of contacts must match selected contact arrangement

Product description	Variants	Order No.
---------------------	----------	-----------

Auxiliary relay (AR131T)

D.C. voltage operated relay.

Number of elements

Single element

Type of flag

Self reset flag

Contact operation

Self reset contacts

Contact arrangement – NO

0 NO

1 NO

2 NO

3 NO

4 NO

Contact arrangement NC

0 NC

1 NC

2 NC

3 NC

4 NC

Number of contacts ²⁾

Two

Four ³⁾

Contact type ¹⁾

NO (Standard) / NC (Standard)

Time delay

T1 (up to 100ms) - Delay on de-energisation

T2 (101 to 200ms) - Delay on de-energisation

T3 (201 to 300ms) - Delay on de-energisation

Housing size

Case size E2 (4U high)

Voltage rating

12V DC

24V DC

30V DC

50V DC

60V DC

125V DC

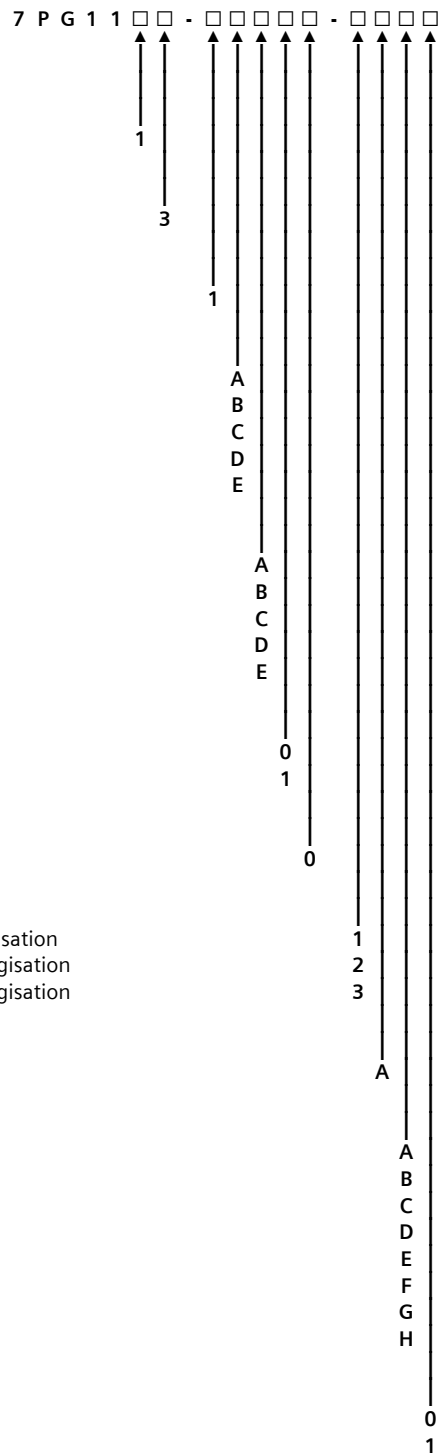
220V DC

240V DC

Back emf suppression diode

Not Fitted

Fitted



¹⁾ Heavy duty contact arrangements available at extra cost. Please see separate non-MLFB list for already defined heavy duty contact arrangements. For arrangements not listed there please contact the factory.
²⁾ Number of contacts must match selected contact arrangement
³⁾ Four contact arrangements may only have a time delay of T1 or T2

Product description	Variants	Order No.
---------------------	----------	-----------

Auxiliary relay (AR133)

A.C. or D.C. voltage operated.
relay

Number of elements

Single element

1

Type of flag

Self reset flag

3

Contact operation

Hand and electrical reset contacts

3

Contact arrangement – NO

- 0 NO
- 1 NO
- 2 NO
- 3 NO
- 4 NO
- 5 NO
- 6 NO
- 7 NO
- 8 NO

- A
- B
- C
- D
- E
- F
- G
- H
- J

Contact arrangement NC

- 0 NC
- 1 NC
- 2 NC
- 3 NC
- 4 NC
- 5 NC
- 6 NC
- 7 NC
- 8 NC

- A
- B
- C
- D
- E
- F
- G
- H
- J

Number of contacts ²⁾

- Two
- Four
- Six
- Eight

- 0
- 1
- 3
- 5

Contact type ¹⁾

NO (Standard) / NC (Standard)

0

Time delay

No additional time delay

0

Housing size

Case size E2 (4U high)

A

(continued on following page)

Product description	Variants	Order No.
---------------------	----------	-----------

Auxiliary relay (AR133)

(continued from previous page)

7 P G 1 1 □ □ - □ □ □ □ □ □ - □ □ □ □

Voltage rating

- 12V DC
- 24V DC
- 30V DC
- 50V DC
- 60V DC
- 125V DC
- 220V DC
- 240V DC
- 63.5V AC
- 110V AC
- 220V AC
- 240V AC

Back emf suppression diode

- Not Fitted
- Fitted

- ↑
- ↑
- A
- B
- C
- D
- E
- F
- G
- H
- J 0
- K 0
- L 0
- M 0
- |
- 0
- 1

- 1) Heavy duty contact arrangements available at extra cost. Please see separate non-MLFB list for already defined heavy duty contact arrangements. For arrangements not listed there please contact the factory.
- 2) Number of contacts must match selected contact arrangement

Product description	Variants	Order No.
---------------------	----------	-----------

Auxiliary relay (AR231)

A.C. or D.C. voltage operated.
relay

Number of elements

Two element

Type of flag

Self reset flag

Contact operation

Self reset contacts

Contact arrangement – NO

0 NO

1 NO

2 NO

3 NO

4 NO

Contact arrangement NC

0 NC

1 NC

2 NC

3 NC

4 NC

Number of contacts/element ²⁾

Two

Four

Contact type ¹⁾

NO (Standard) / NC (Standard)

Time delay

No additional time delay

Housing size

Case size E2 (4U high)

Case size E4 (4U high)

Voltage rating

12V DC

24V DC

30V DC

50V DC

60V DC

125V DC

220V DC

240V DC

63.5V AC

110V AC

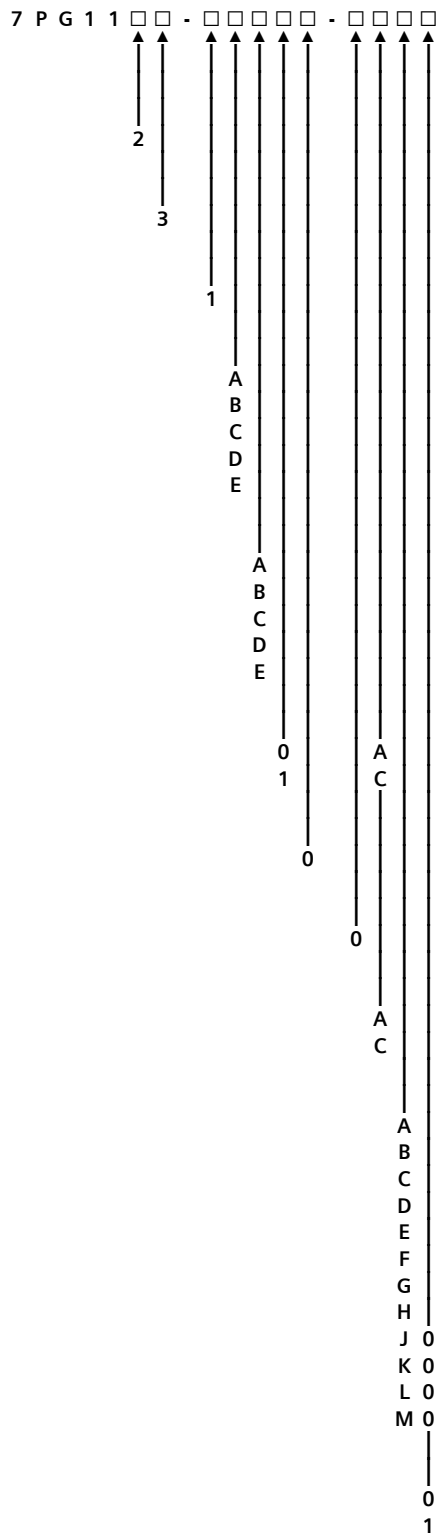
220V AC

240V AC

Back emf suppression diode

Not Fitted

Fitted



1) Heavy duty contact arrangements available at extra cost. Please see separate non-MLFB list for already defined heavy duty contact arrangements. For arrangements not listed there please contact the factory.
2) Number of contacts must match selected contact arrangement

Product description	Variants	Order No.
---------------------	----------	-----------

Auxiliary relay (AR231T)

D.C. voltage operated relay.

Number of elements

Two element

Type of flag

Self reset flag

Contact operation

Self reset contacts

Contact arrangement – NO

0 NO

1 NO

2 NO

3 NO

4 NO

Contact arrangement NC

0 NC

1 NC

2 NC

3 NC

4 NC

Number of contacts/element ²⁾

Two

Four ³⁾

Contact type ¹⁾

NO (Standard) / NC (Standard)

Time delay

T1 (up to 100ms) - Delay on de-energisation

T2 (101 to 200ms) - Delay on de-energisation

T3 (201 to 300ms) - Delay on de-energisation

Housing size

Case size E2 (4U high)

Case size E4 (4U high)

Voltage rating

12V DC

24V DC

30V DC

50V DC

60V DC

125V DC

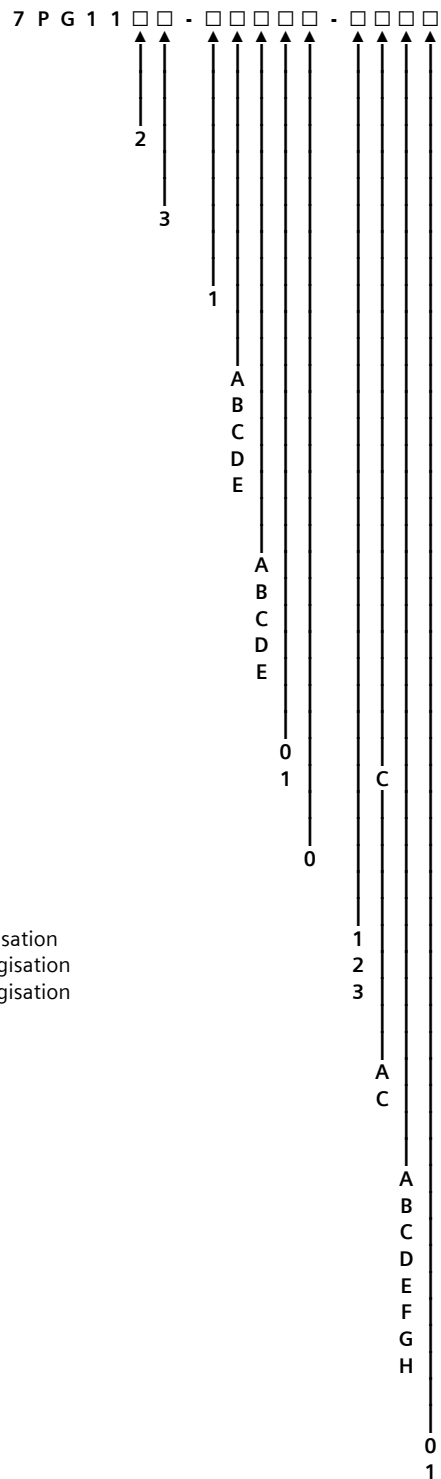
220V DC

240V DC

Back emf suppression diode

Not Fitted

Fitted



1) Heavy duty contact arrangements available at extra cost. Please see separate non-MLFB list for already defined heavy duty contact arrangements. For arrangements not listed there please contact the factory.
 2) Number of contacts must match selected contact arrangement
 3) Four contact arrangements may only have a time delay of T1 or T2

Product description	Variants	Order No.
---------------------	----------	-----------

Auxiliary relay (AR141)

A.C. or D.C. voltage operated relay

Number of elements

Single element

Type of flag

Self reset reverse acting flag

Contact operation

Self reset contacts

Contact arrangement – NO

- 0 NO
- 1 NO
- 2 NO
- 3 NO
- 4 NO
- 5 NO
- 6 NO

Contact arrangement NC

- 0 NC
- 1 NC
- 2 NC
- 3 NC
- 4 NC
- 5 NC
- 6 NC

Number of contacts ²⁾

- Two
- Four
- Six

Contact type ¹⁾

NO (Standard) / NC (Standard)

Time delay

No additional time delay

Housing size

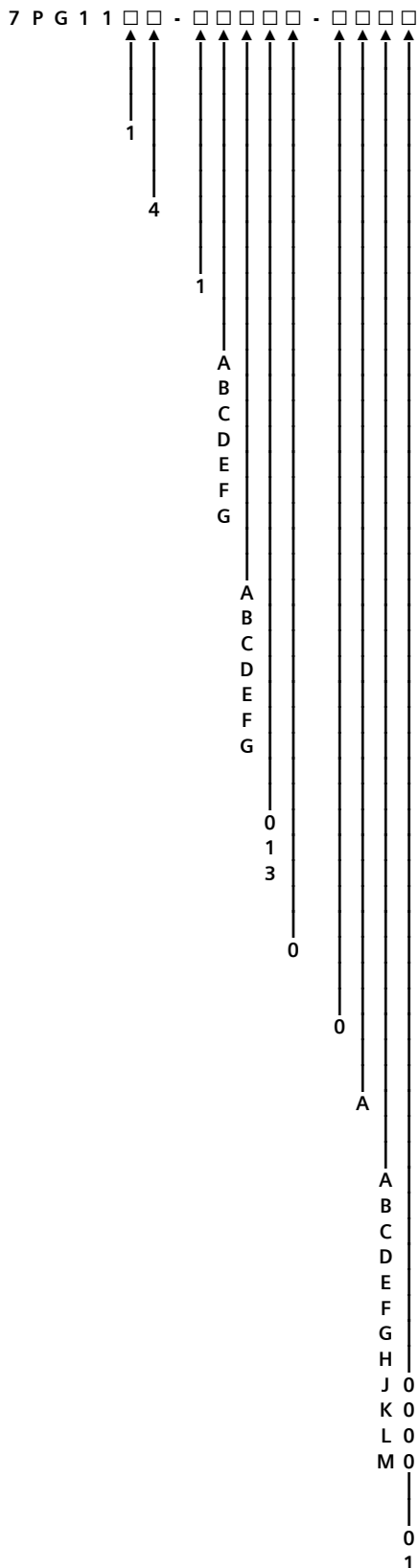
Case size E2 (4U high)

Voltage rating

- 12V DC
- 24V DC
- 30V DC
- 50V DC
- 60V DC
- 125V DC
- 220V DC
- 240V DC
- 63.5V AC
- 110V AC
- 220V AC
- 240V AC

Back emf suppression diode

- Not Fitted
- Fitted



1) Heavy duty contact arrangements available at extra cost. Please see separate non-MLFB list for already defined heavy duty contact arrangements. For arrangements not listed there please contact the factory.
 2) Number of contacts must match selected contact arrangement

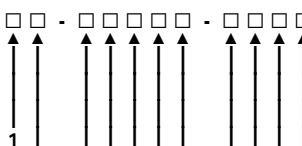
Product description	Variants	Order No.
---------------------	----------	-----------

Auxiliary relay (AR141T)

D.C. voltage operated relay.

Number of elements

Single element



Type of flag

Self reset reverse acting flag

4

Contact operation

Self reset contacts

1

Contact arrangement – NO

- 0 NO
- 1 NO
- 2 NO
- 3 NO
- 4 NO

- A
- B
- C
- D
- E

Contact arrangement NC

- 0 NC
- 1 NC
- 2 NC
- 3 NC
- 4 NC

- A
- B
- C
- D
- E

Number of contacts ²⁾

- Two
- Four ³⁾

- 0
- 1

Contact type ¹⁾

NO (Standard) / NC (Standard)

0

Time delay

- T1 (up to 100ms) - Delay on de-energisation
- T2 (101 to 200ms) - Delay on de-energisation
- T3 (201 to 300ms) - Delay on de-energisation

- 1
- 2
- 3

Housing size

Case size E2 (4U high)

A

Voltage rating

- 12V DC
- 24V DC
- 30V DC
- 50V DC
- 60V DC
- 125V DC
- 220V DC
- 240V DC

- A
- B
- C
- D
- E
- F
- G
- H

Back emf suppression diode

- Not Fitted
- Fitted

- 0
- 1

¹⁾ Heavy duty contact arrangements available at extra cost. Please see separate non-MLFB list for already defined heavy duty contact arrangements. For arrangements not listed there please contact the factory.
²⁾ Number of contacts must match selected contact arrangement
³⁾ Four contact arrangements may only have a time delay of T1 or T2

Product description	Variants	Order No.
---------------------	----------	-----------

Auxiliary relay (AR241)

A.C. or D.C. voltage operated relay.

Number of elements

Two element

Type of flag

Self reset reverse acting flag

Contact operation

Self reset contacts

Contact arrangement – NO

- 0 NO
- 1 NO
- 2 NO
- 3 NO
- 4 NO

Contact arrangement NC

- 0 NC
- 1 NC
- 2 NC
- 3 NC
- 4 NC

Number of contacts/element ²⁾

- Two
- Four

Contact type ¹⁾

NO (Standard) / NC (Standard)

Time delay

No additional time delay

Housing size

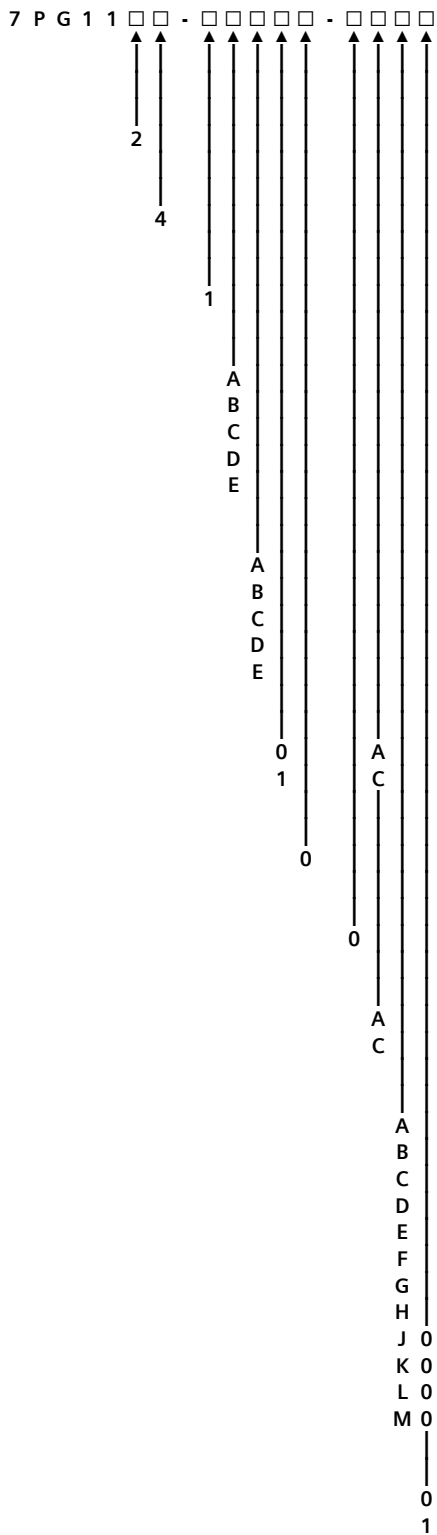
- Case size E2 (4U high)
- Case size E4 (4U high)

Voltage rating

- 12V DC
- 24V DC
- 30V DC
- 50V DC
- 60V DC
- 125V DC
- 220V DC
- 240V DC
- 63.5V AC
- 110V AC
- 220V AC
- 240V AC

Back emf suppression diode

- Not Fitted
- Fitted



1) Heavy duty contact arrangements available at extra cost. Please see separate non-MLFB list for already defined heavy duty contact arrangements. For arrangements not listed there please contact the factory.
 2) Number of contacts must match selected contact arrangement

Product description	Variants	Order No.
---------------------	----------	-----------

Auxiliary relay (AR241T)

D.C. voltage operated relay.

Number of elements

Two element

Type of flag

Self reset reverse acting flag

Contact operation

Self reset contacts

Contact arrangement – NO

0 NO

1 NO

2 NO

3 NO

4 NO

Contact arrangement NC

0 NC

1 NC

2 NC

3 NC

4 NC

Number of contacts/element ²⁾

Two

Four ³⁾

Contact type ¹⁾

NO (Standard) / NC (Standard)

Time delay

T1 (up to 100ms) - Delay on de-energisation

T2 (101 to 200ms) - Delay on de-energisation

T3 (201 to 300ms) - Delay on de-energisation

Housing size

Case size E2 (4U high)

Case size E4 (4U high)

Voltage rating

12V DC

24V DC

30V DC

50V DC

60V DC

125V DC

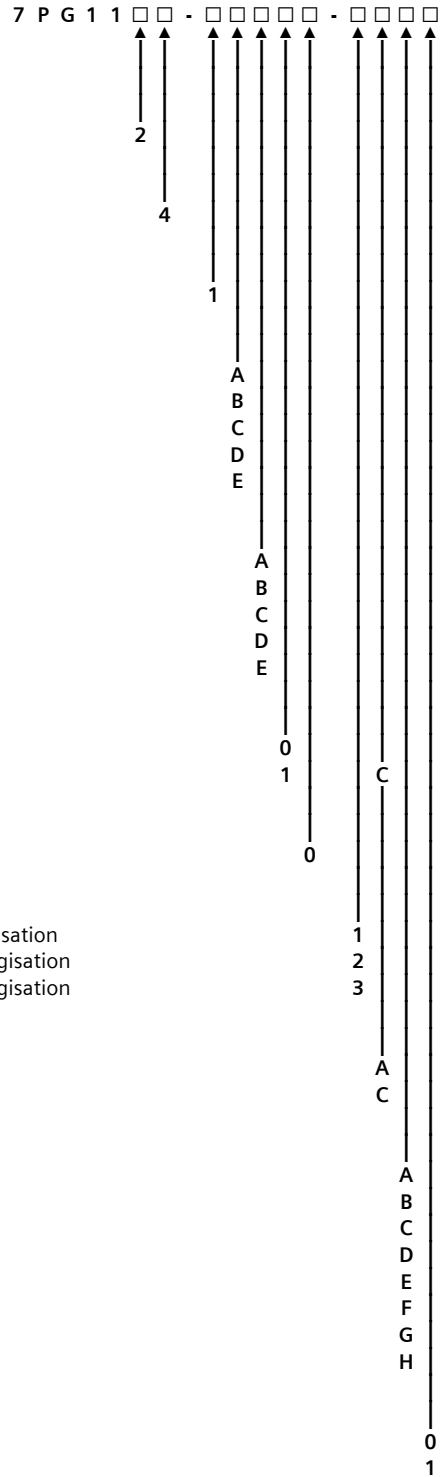
220V DC

240V DC

Back emf suppression diode

Not Fitted

Fitted



1) Heavy duty contact arrangements available at extra cost. Please see separate non-MLFB list for already defined heavy duty contact arrangements. For arrangements not listed there please contact the factory.
 2) Number of contacts must match selected contact arrangement
 3) Four contact arrangements may only have a time delay of T1 or T2

Published by and copyright © 2010:

Siemens AG
Energy Sector
Freyeslebenstrasse 1
91058 Erlangen, Germany

Siemens Protection Devices Limited

P.O. Box 8
North Farm Road
Hebburn
Tyne & Wear
NE31 1TZ
United Kingdom
Phone: +44 (0)191 401 7901
Fax: +44 (0)191 401 5575
www.siemens.com/energy

For more information, please contact our
Customer Support Center.

Phone: +49 180/524 70 00
Fax: +49 180/524 24 71 (Charges depending on provider)
E-mail: support.energy@siemens.com

Power Distribution Division Order No. E53000-K7076-C44-1
Printed in Fürth

Printed on elementary chlorine-free bleached paper.

All rights reserved.

Trademarks mentioned in this document are the property of Siemens AG, its affiliates, or their respective owners.

Subject to change without prior notice.

The information in this document contains general descriptions of the technical options available, which may not apply in all cases. The required technical options should therefore be specified in the contract.